

**31st meeting of the Voorburg Group on Service Statistics  
19th to 23rd September 2016  
Zagreb Croatia**

**TURNOVER/ OUTPUT OF THE ACTIVITIES  
AUXILIARY TO FINANCIAL SERVICES,  
EXCEPT INSURANCE AND PENSION  
FUNDING (ISIC 66.1) IN MALAYSIA**

Siti Salwani Ismail  
Services Statistics Division  
Department of Statistics, Malaysia  
salwani@stats.gov.my

# Content

Definition

Classification

Data collection

Market condition


Challenges

Conclusion

# Definition of the service


## Activities auxiliary to financial services, except insurance and pension funding

- The provision of services involved in or closely related to financial services activities, but not themselves providing financial services
- Includes the activities of furnishing of physical or electronic marketplace for the purpose of facilitating the buying and selling of stocks, stock option, bonds or commodity contract



# Definition of the service

- SNA 2008 - Financial auxiliaries are institutional units principally engaged in serving financial markets, but do not take ownership of the financial assets and liabilities they handle.



# Classification of Activities

- Malaysia Standard Industrial Classification 2008 Ver. 1.0 (MSIC 2008)
- MSIC 2008 and ISIC are compatible
- More detail breakdown of additional 5th digit level for Malaysia specification



# Classification of Activities (cont'd.)

## DIVISION 64



**Financial  
services  
activities**

## DIVISION 65



**Insurance/  
takaful,  
reinsurance/  
retakaful and  
pension funding**

## DIVISION 66



**Activities  
auxiliary to  
financial services  
and  
insurance/takaful  
activities**

# Classification of Activities (cont'd.)

MSIC 2008 Ver. 1.0	ACTIVITY	ISIC REV 4
66	Activities auxiliary to financial service and insurance/ takaful activities	66
661	Activities auxiliary to financial service, except insurance/ takaful and pension funding	661
6611	Administration of financial markets	6611
66111	Stock exchange	
66112	Exchanges for commodity contracts	
66113	Securities exchange	
66114	Exchange for commodity futures contracts	
66119	Administration of financial markets n.e.c	

**Note: Takaful** is a type of Islamic insurance

# Classification of Activities (cont'd.)

MSIC 2008 Ver. 1.0	ACTIVITY	ISIC REV 4
6612	Security and commodity contracts brokerage	6612
66121	Stock, share and bond brokers	
66122	Commodity brokers and dealers	
66123	Gold bullion dealers	
66124	Foreign exchange broker and dealers (Bureaux de change)	
66125	Money changing services	
66129	Other financial and commodity futures brokers and dealers	

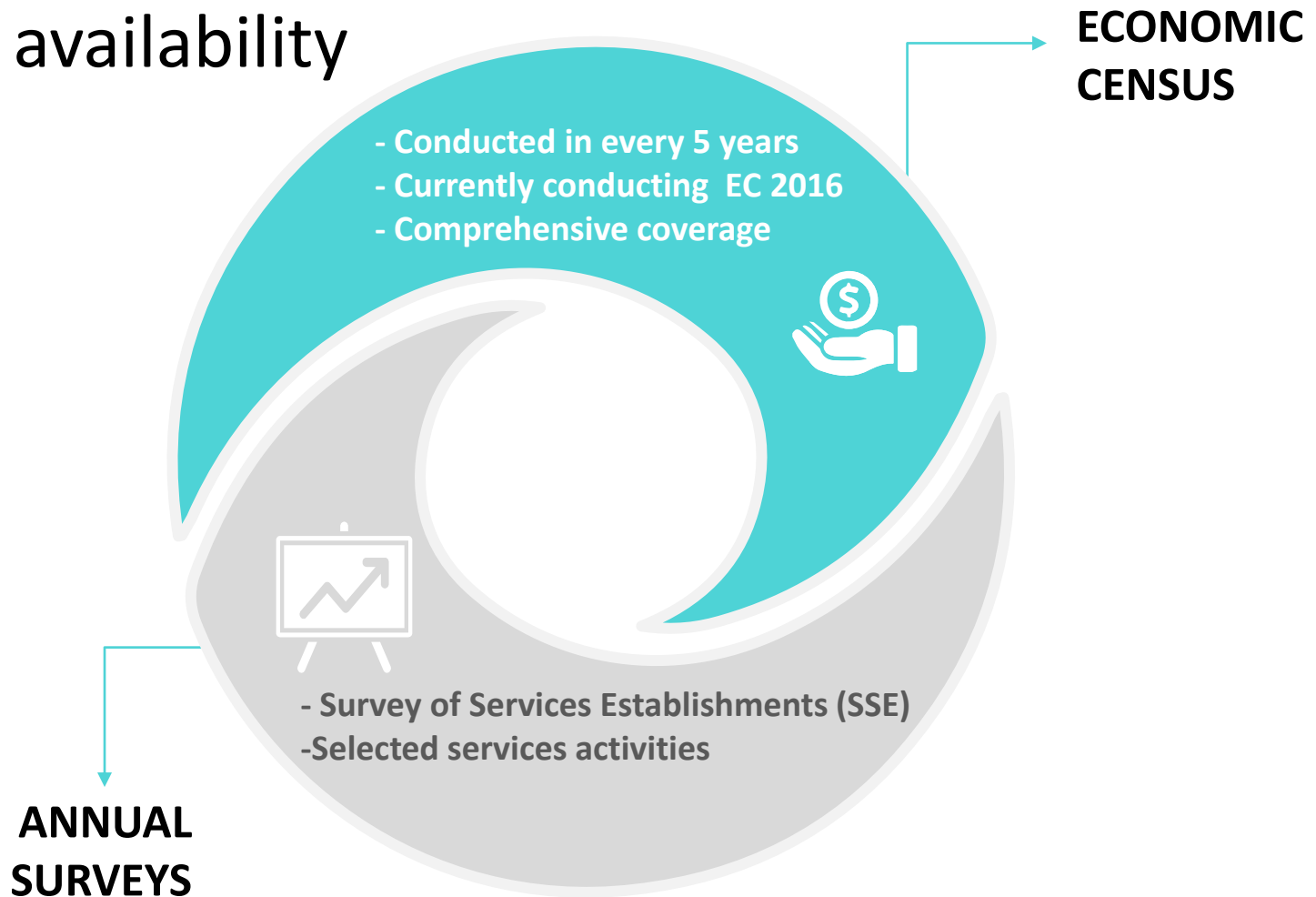


# Classification of Activities (cont'd.)

MSIC 2008 Ver. 1.0	ACTIVITY	ISIC REV 4
6619	Other activities auxiliary to financial service activities	6619
66191	Investment advisory services	
66192	Financial consultancy services	
66199	Activities auxiliary to finance n.e.c.	


# Data collection

- Data availability




# Data Collection (cont'd.)

- Unit of measurement



## Ringgit Malaysia (RM)

Turnover in local currency, Ringgit Malaysia (RM)

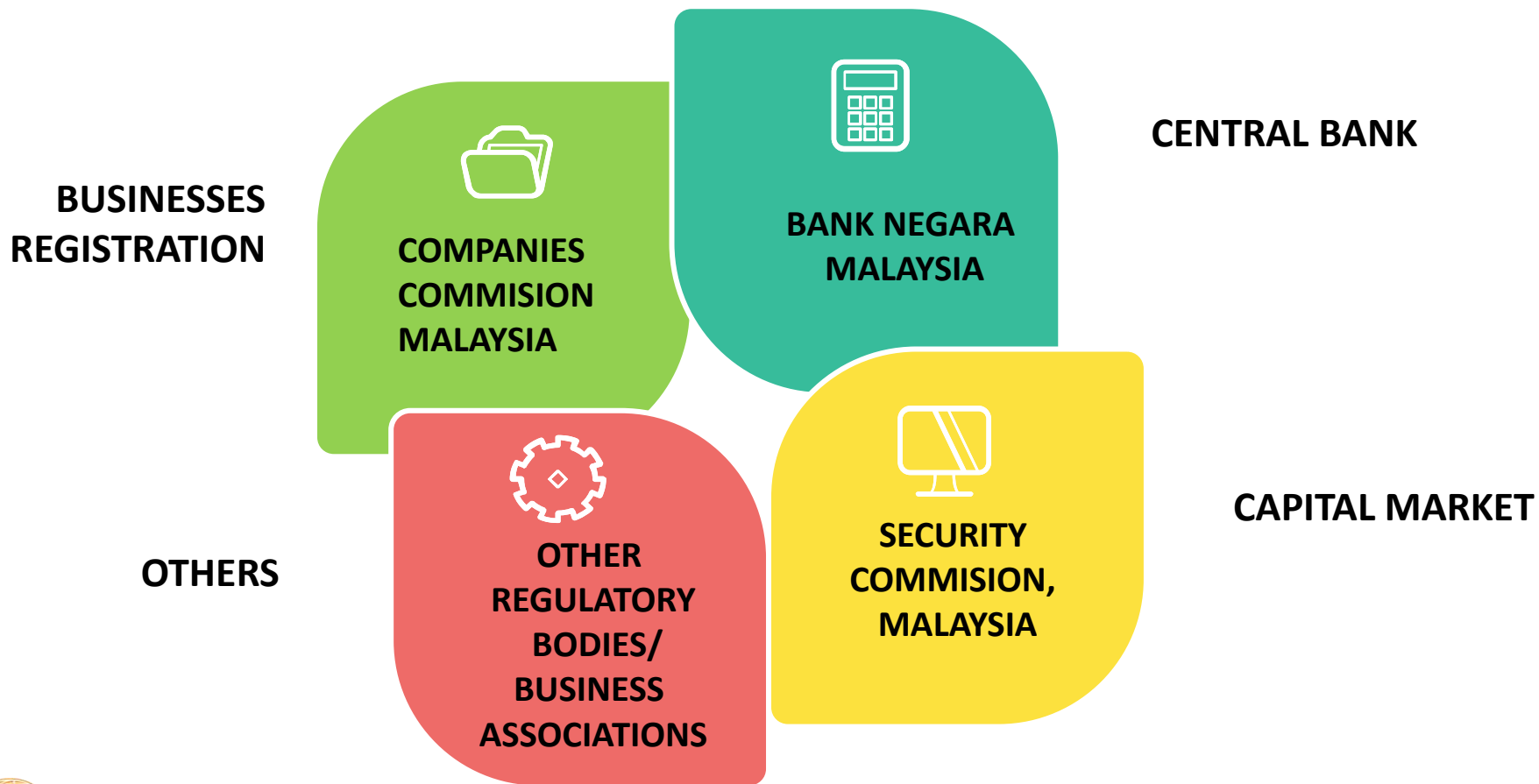


## Establishment

Statistical Unit

# Data Collection (cont'd.)

- Coverage : Legally registered units



# Data Collection (cont'd.)

Turnover/ income includes:

- Income from management services / fee / consultancy;
- Commissions and brokerage earned;
- Gain from foreign exchange / financial assets;
- Value of stamp duties collected on share transactions; and
- Other such as rental income, remittance, gifts, budget grants, subsidies received etc.

# Data Collection (cont'd.)

- Main income

**66111:** Stock exchange

**66113:** Securities exchange

**66129:** Administration of financial markets n.e.c



**PEROLEHAN / PENDAPATAN (Tidak termasuk CBP)**  
**TURNOVER / INCOME (Exclusive of GST)**

Nilai / Value  
RM

20

8.1 Pendapatan daripada perkhidmatan pengurusan / fi / perundingan  
*Income from management services / fee / consultancy*

15



**Note: 66112:** Exchanges for commodity contracts and  
**66114:** Exchange for commodity futures contracts are  
excluded from the coverage

# Data Collection (cont'd.)

- Main income

**66121:** Stock, share and bond brokers

**66122:** Commodity brokers and dealers

**66123:** Gold bullion dealers

**66124:** Foreign exchange broker and dealers (Bureaux de change)

**66125:** Money changing services



**PEROLEHAN / PENDAPATAN (Tidak termasuk CBP)**  
*TURNOVER / INCOME (Exclusive of GST)*

Nilai / Value  
RM

20

8.4 **Komisen dan brokeraj yang diperoleh**  
*Commission and brokerage earned*

10


--	--	--	--	--	--	--	--	--	--

**Note : 66129:** Other financial and commodity futures brokers and dealers is excluded from the coverage

# Data Collection (cont'd.)

- Main income

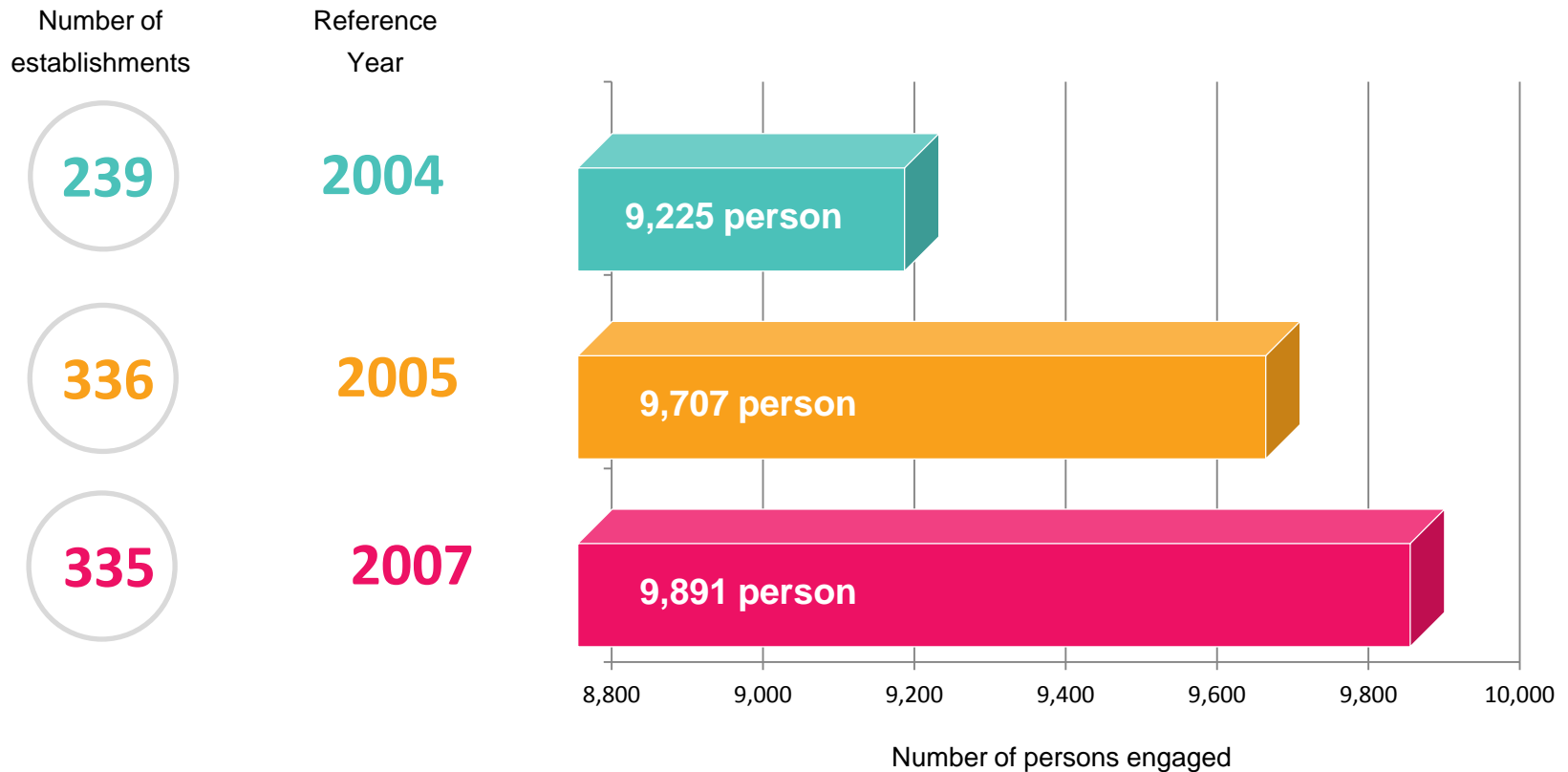
**66191:** Investment advisory services  
**66192:** Financial consultancy services  
**66199:** Activities auxiliary to finance n.e.c.

	<b>PEROLEHAN / PENDAPATAN (Tidak termasuk CBP)</b> <i>TURNOVER / INCOME (Exclusive of GST)</i>	<i>Nilai / Value</i>										
			<b>RM</b>									
8.1	Pendapatan daripada perkhidmatan pengurusan / fi / perundingan <i>Income from management services / fee / consultancy</i>	15	<table border="1" style="width: 100%; height: 30px;"><tr><td> </td><td> </td><td> </td><td> </td><td> </td><td> </td><td> </td><td> </td><td> </td></tr></table>									
			20									



# Market Condition

Total number of establishments & number of persons engaged, MSIC 2008 Ver. 1.0 Class 6612

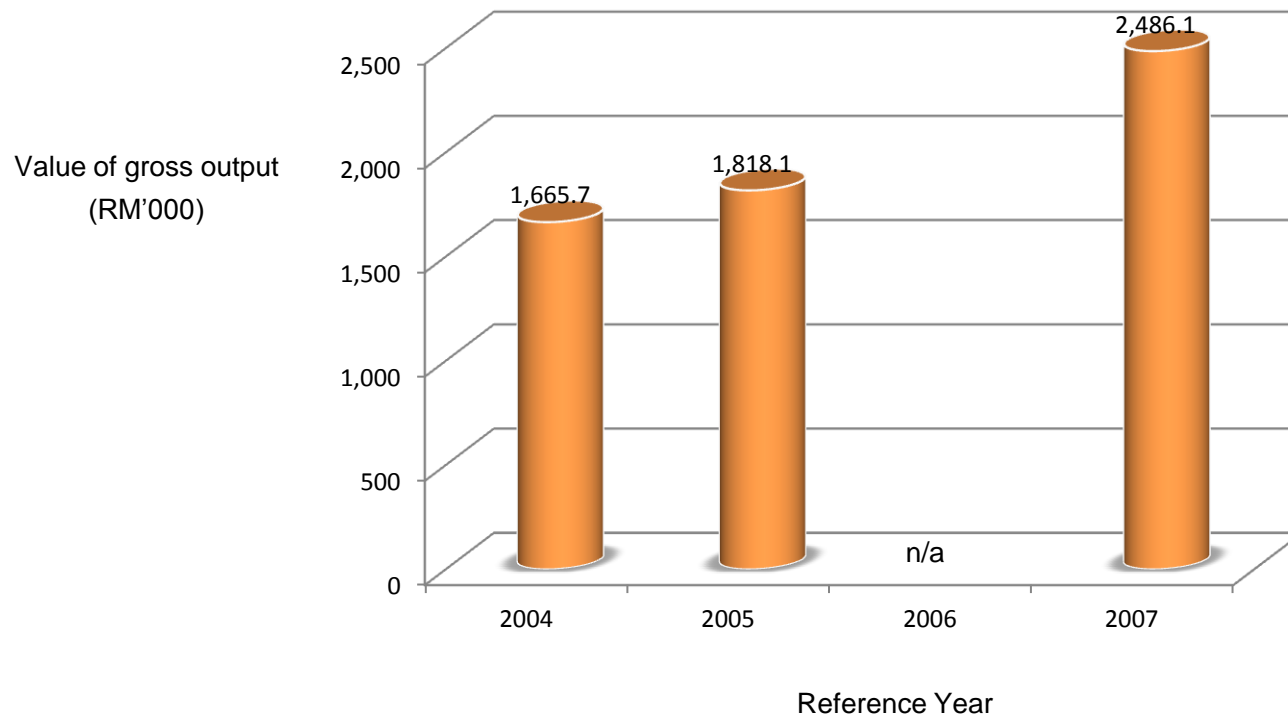


Source : SSE/EC 2005, 22006 &2008



# Market Condition (cont'd.)

- Value of gross output of MSIC 2008 Ver. 1.0 Class 6612



Source : SSE/EC 2005, 22006 &2008

# Market Condition (cont'd.)

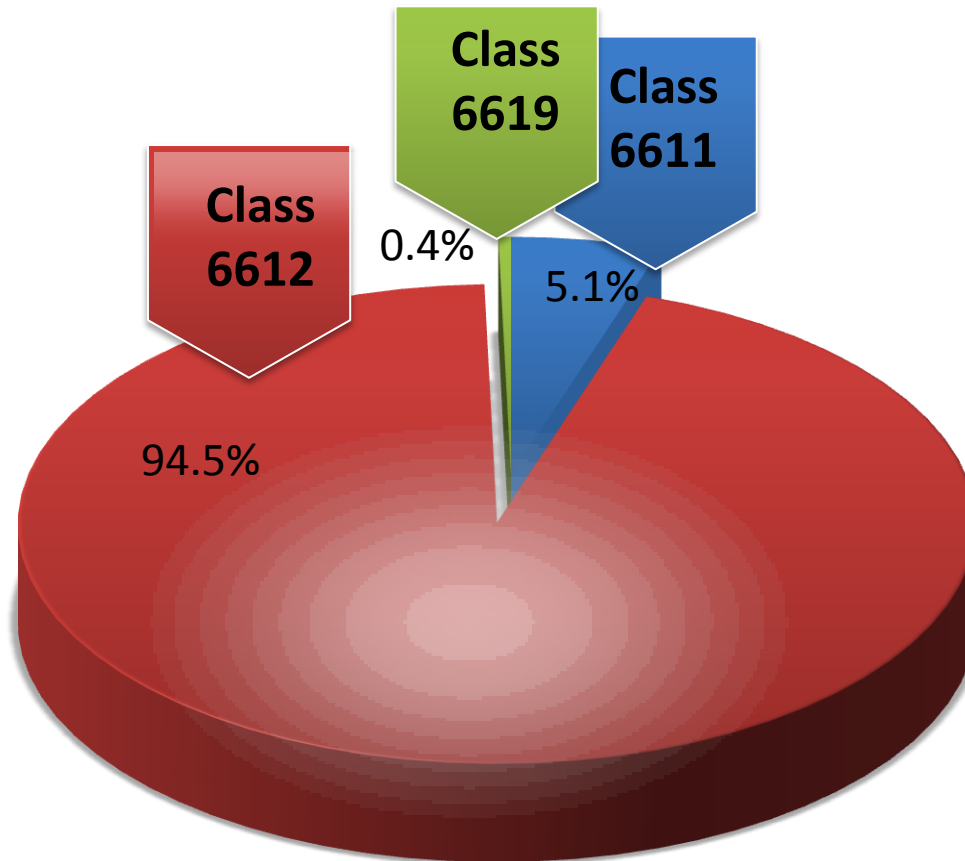
- Principal statistics, 2010

Sector/ Sub sector	No. of Establishment	Revenue (RM'000)	Value of gross output (RM'000)	Value of intermediate input (RM'000)	Total Employment	Salary and wages paid (RM'000)
<b>Services</b>	<b>591,137</b>	<b>1,291,439,934</b>	<b>650,948,100</b>	<b>279,373,448</b>	<b>3,687,787</b>	<b>77,727,659</b>
Financial service	5,653	270,102,477	148,423,035	265,948	246,000	14,400,382
%	0.96	20.91	22.80	0.10	6.67	18.53

Source : EC2011

# Market Condition (cont'd.)

- Share of value of gross output by Class



Source : EC2011

# Challenges ... and Areas of Improvement

Keeping up with new emerging areas of modern services in financial services subsector

Updating the list of establishments in MSIC 2008 Group 661

Determining the main income and output measurement of MSIC 2008 Group 661

Availability of time series data for MSIC 2008 Group 661

# Conclusion & Way forward



**01** Further explore new areas of modern financial services and Updating of MSIC to reflect significant changes and emergence of new activities

**02** Continuous collaboration with regulatory agencies – BNM, SC, CCM etc

**03** Identifying accurate types of main income of each activity to be captured in the questionnaire

**04** Short term survey  
Increase data tapping/ secondary data source



**Thank you  
Huala ti  
Terima kasih...**

